



7223

7223

# PHOTOJUNCTION CELL

GERMANIUM P-N ALLOY JUNCTION, HEAD-ON TYPE  
HAVING S-14 RESPONSE

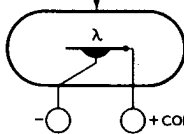
*For computer, punched-tape, punched-card,  
and sound pickup-from-film applications*

## DATA

### General:

|  |                          |
|--|--------------------------|
| Spectral Response. . . . .                 | S-14                     |
| Wavelength of Maximum Response . . . . .   | 15000 angstroms          |
| Window . . . . .                           | Glass                    |
| Minimum diameter . . . . .                 | 0.060"                   |
| Length (Excluding flexible leads). . . . . | 0.520" + 0.060" - 0.100" |
| Diameter . . . . .                         | 0.080" ± 0.003"          |
| Envelope Seals . . . . .                   | Hermetic                 |
| Operating Position . . . . .               | Any                      |
| Weight (Approx., avoirdupois). . . . .     | 3 grains                 |
| Leads, Flexible. . . . .                   | 2                        |
| Minimum length . . . . .                   | 1"                       |
| Diameter and polarity. . . . .             | See Dimensional Outline  |

DIRECTION OF  
INCIDENT RADIATION:  
INTO END OF CELL



*λ indicates that the primary characteristic of the element within the envelope symbol is designed to vary under the influence of light.*

### Maximum Ratings, Absolute Values:

|                              |            |       |
|------------------------------|------------|-------|
| POLARIZING VOLTAGE . . . . . | 50 max.    | volts |
| POWER DISSIPATION. . . . .   | 0.025 max. | watt  |
| AMBIENT TEMPERATURE. . . . . | 50 max.    | °C    |

### Characteristics:

*Under conditions with polarizing voltage of 2.5 volts and  
ambient temperature of 25° C, unless otherwise noted*

*Min. Median Max.*

#### Sensitivity:

|   |     |      |     |                            |
|---|-----|------|-----|----------------------------|
| Radiant intensity, at<br>15000 angstroms. . . . . | -   | 0.68 | -   | μa/watt/meter <sup>2</sup> |
| Illumination† . . . . .                           | 0.1 | 0.2  | 0.5 | μa/ft-c                    |

#### Dark Current:

|   |   |   |    |    |
|---|---|---|----|----|
| At polarizing volt-<br>age of 2.5 volts . . . . . | - | - | 14 | μa |
| At polarizing volt-<br>age of 50 volts. . . . .   | - | - | 35 | μa |

†, ▲: See next page.



## PHOTOJUNCTION CELL

### Photocurrent:

Rise. . . . . See Curve  
 Decay . . . . . See Curve

† For conditions where the light source is a tungsten-filament lamp operated at a color temperature of 2870° K.

▲ The value of illumination incident on the window is 73 foot-candles.

### OPERATING CONSIDERATIONS

The *flexible leads* of the 7223 are usually soldered to the circuit elements. Soldering of the leads may be made close to the seals provided care is taken to conduct excessive heat away from the seals. Otherwise, the heat of soldering will open the seals and damage the cell.

A *clamp* around the metal shell of the cell may be used to hold the cell in position. However, care must be taken in clamping to avoid crushing or otherwise damaging the metal shell, the glass window, or the lead seals. *Do not solder or braze directly to the metal shell* of the cell.

The cell must be *polarized* by connecting the positive voltage to the copper-plated lead.

The use of an optical system to *focus the incident radiation* onto the window is suggested, especially when the level of incident radiation is low.

*Exposure of the 7223 to intense radiation*, such as focused sunlight, should be avoided under all conditions including the condition when no voltage is applied to the cell. Permanent damage to the cell may result if it is exposed to radiant energy so intense as to cause excessive heating of the cell.

With no radiation on the window of the cell, some *dark current* will flow across the junction. This current can be reduced, as shown in the accompanying curve, by operation of the cell at reduced ambient temperature.

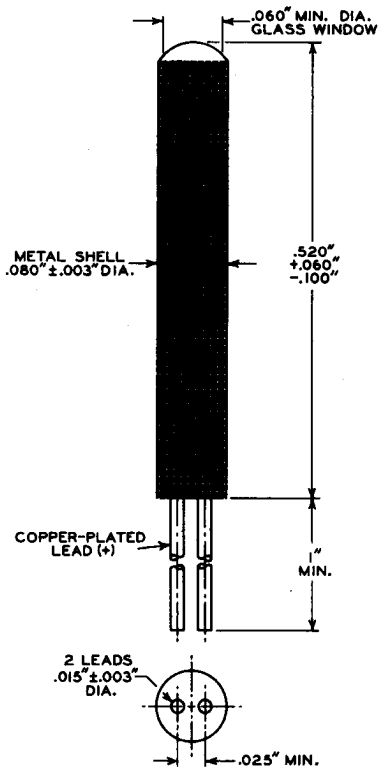
**SPECTRAL-SENSITIVITY CHARACTERISTIC  
 of Photojunction Cell having S-14 Response  
 is shown at the front of this Section**



7223

7223

# PHOTOJUNCTION CELL



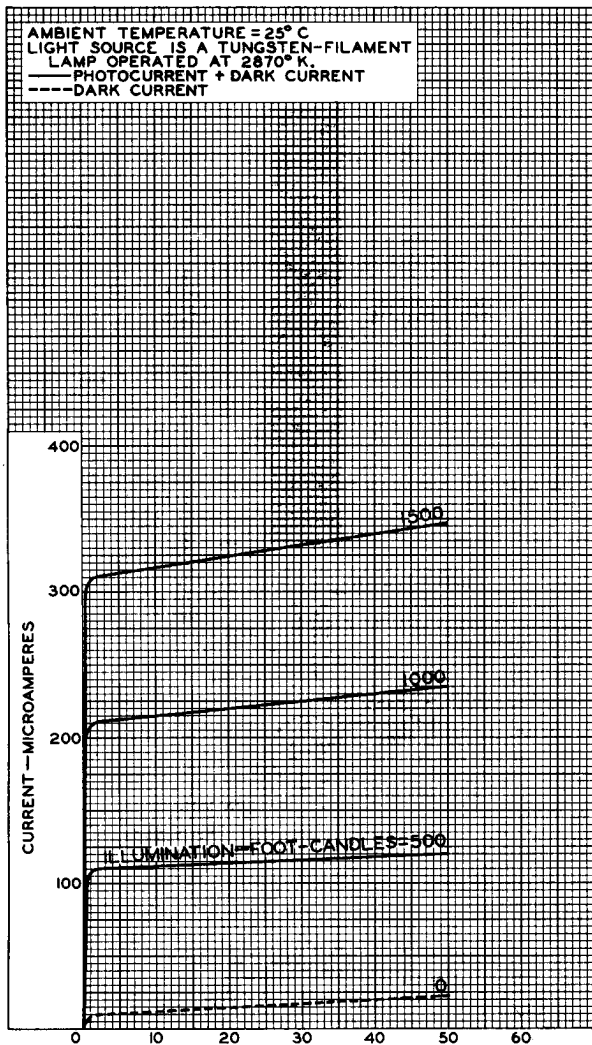
92CS-9644

7223



7223

## AVERAGE CHARACTERISTICS



ELECTRON TUBE DIVISION

RADIO CORPORATION OF AMERICA, HARRISON, NEW JERSEY

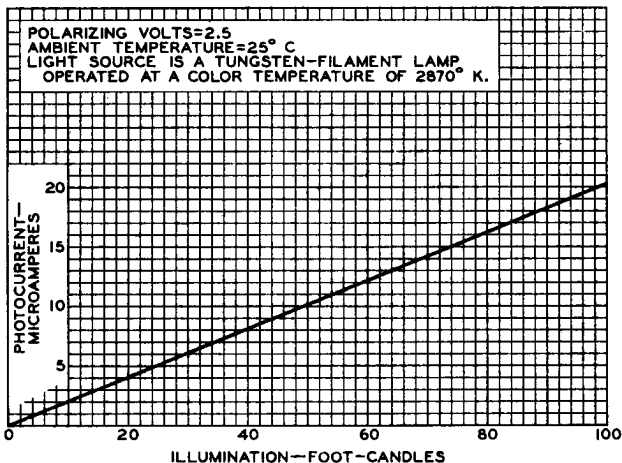
92CM-9648



7223

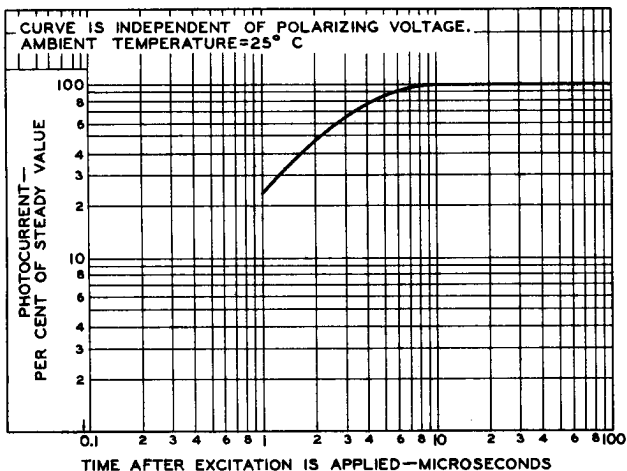
7223

### TYPICAL CHARACTERISTIC



92CS-9650

### TYPICAL RISE CHARACTERISTIC

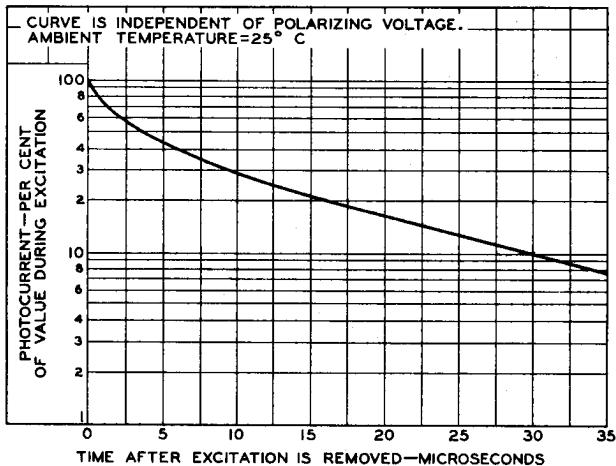


7223



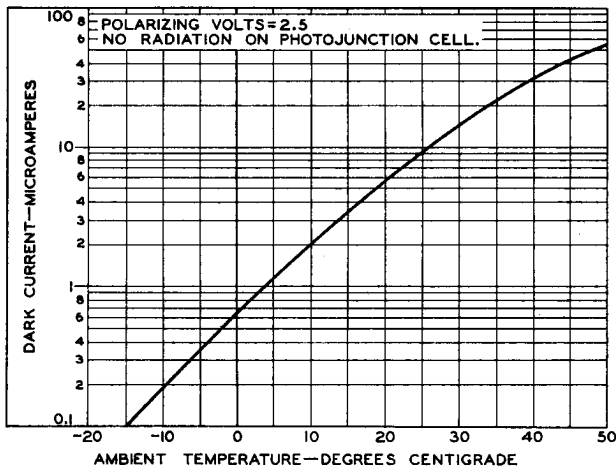
7223

### TYPICAL DECAY CHARACTERISTIC



92CS-9655

### TYPICAL CHARACTERISTIC



ELECTRON TUBE DIVISION

92CS-9656

RADIO CORPORATION OF AMERICA, HARRISON, NEW JERSEY