

Netzröhre für GW-Heizung
indirekt geheizt
Serien- oder Parallelspeisung
DC-AC-Heating
indirectly heated
connected in parallel or series

TELEFUNKEN

EMM 801

Anzeige-Röhre zum
Spannungsvergleich
Indicator tube for
voltage comparison

U_f	6,3	V
I_f	300	mA

Meßwerte · Measuring values

Triodenteil je System
Triode section per System

U_a	100	V
U_g	-2	V
I_a	2,8	mA
S	1	mA/V
μ	19	
$U_{ge} (I_g \leq +0,3 \mu A)$	-1,3	V

Betriebswerte · Typical operation

$U_b = U_L$	200		250	V	
$R_{aI} = R_{aII}$	400		400	k Ω	
$U_{ganz.}$	0		0		
$U_{gI} = U_{gII}$	0 ... -16		0 ... -20	V	
$R_{gI} = R_{gII}$	2		2	M Ω	
I_L	1,4	1,9	1,8	2,5	mA
$I_{aI} = I_{aII}$	430	48	550	60	μA
$\alpha_I = \alpha_{II}$	27	0	27	0	mm

max. Schattenlängenunterschied
max. difference of shadow length

$$\alpha_{II} - \alpha_I = 2 \text{ mm}$$

bei $U_{gI} = U_{gII} = -1,3 \text{ V}$

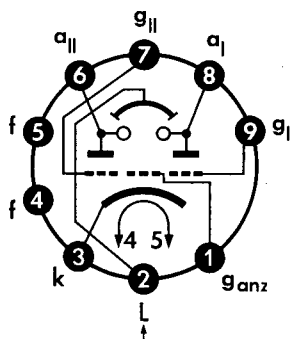


Grenzwerte · Maximum ratings

per System

U_{ao}	550	V
U_a	300	V
N_a	0,2	W
U_{Lo}	550	V
U_L	300	V
U_{Lmin}	170	V
I_k	12	mA
R_g	3	MΩ
$U_{f/k}$	100	V
$R_{f/k}$	20	kΩ

Sockelschaltbild
Base connection

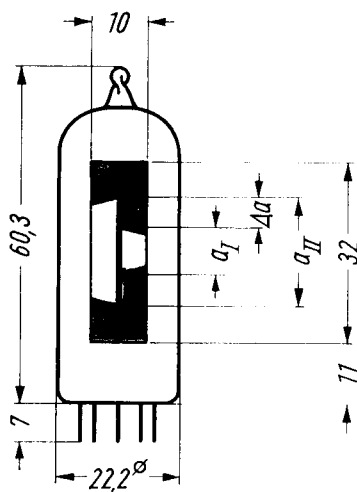


Blickrichtung · Direction of view

Pico 9 · Noval

max. Abmessungen
max. dimensions

DIN 41 539, Nenngröße 50 Form A

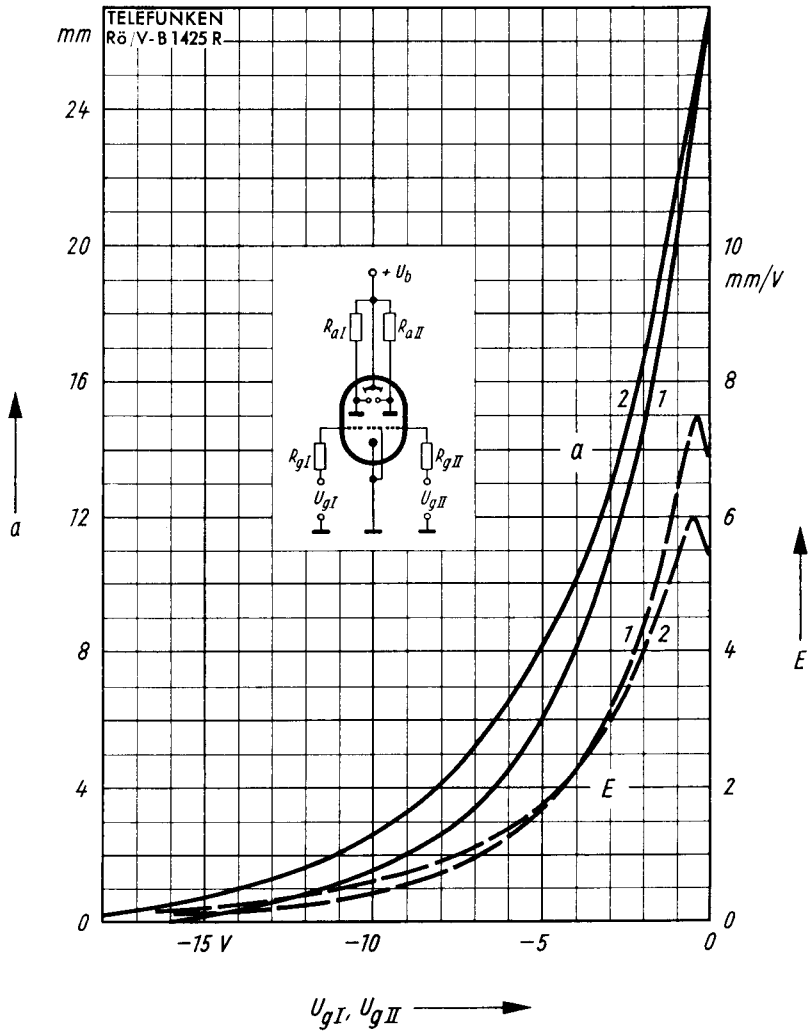


Gewicht · Weight
max. 18 g

Wenn notwendig, muß gegen Herausfallen der Röhre aus der Fassung Vorsorge getroffen werden.

Special precautions must be taken to prevent the tube from becoming dislodged.





$$E, a = f(U_g)$$

$$1. U_b = 200 \text{ V}$$

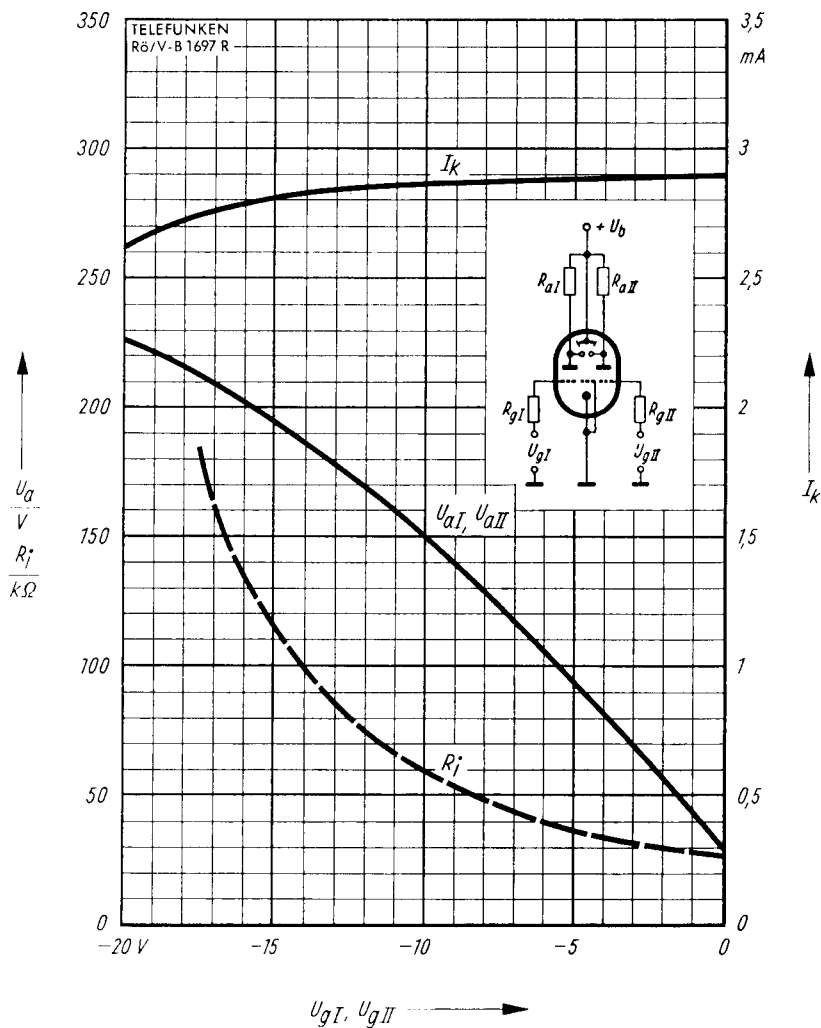
$$2. U_b = 250 \text{ V}$$

$$R_{aI} = R_{aII} = 400 \text{ k}\Omega$$

$$R_{gI} = R_{gII} = 2 \text{ M}\Omega$$

E = Empfindlichkeit · Sensitivity





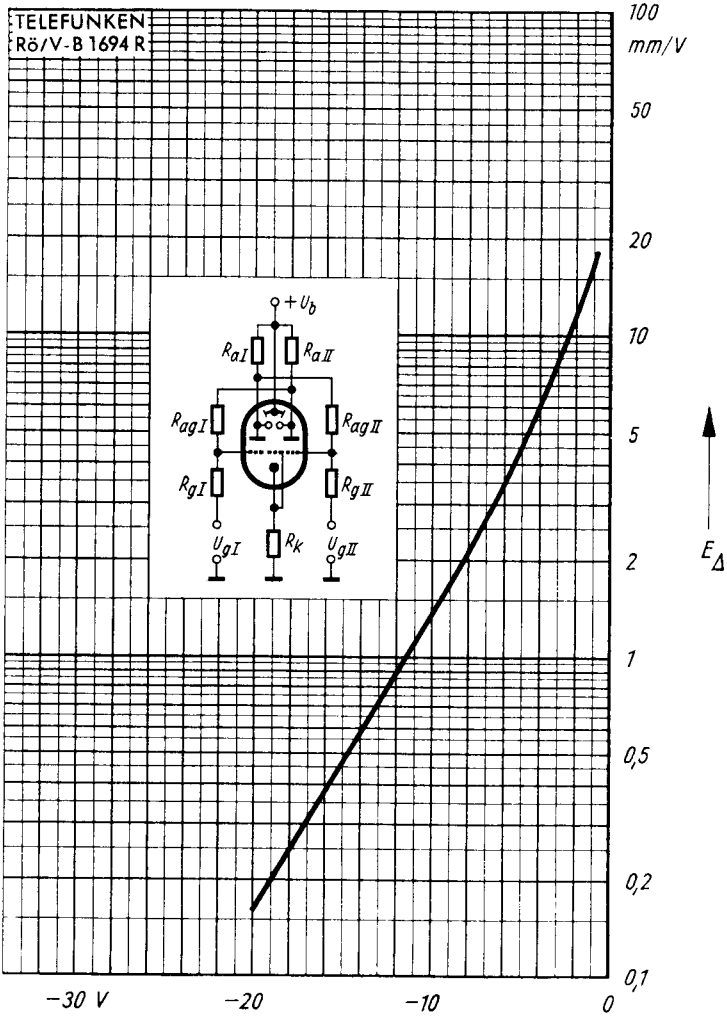
$$U_a, R_i, I_k = f(U_{gI}, U_{gII})$$

$$U_b = 250 \text{ V}$$

$$R_{aI} = R_{aII} = 400 \text{ k}\Omega$$

$$R_{gI} = R_{gII} = 2 \text{ M}\Omega$$



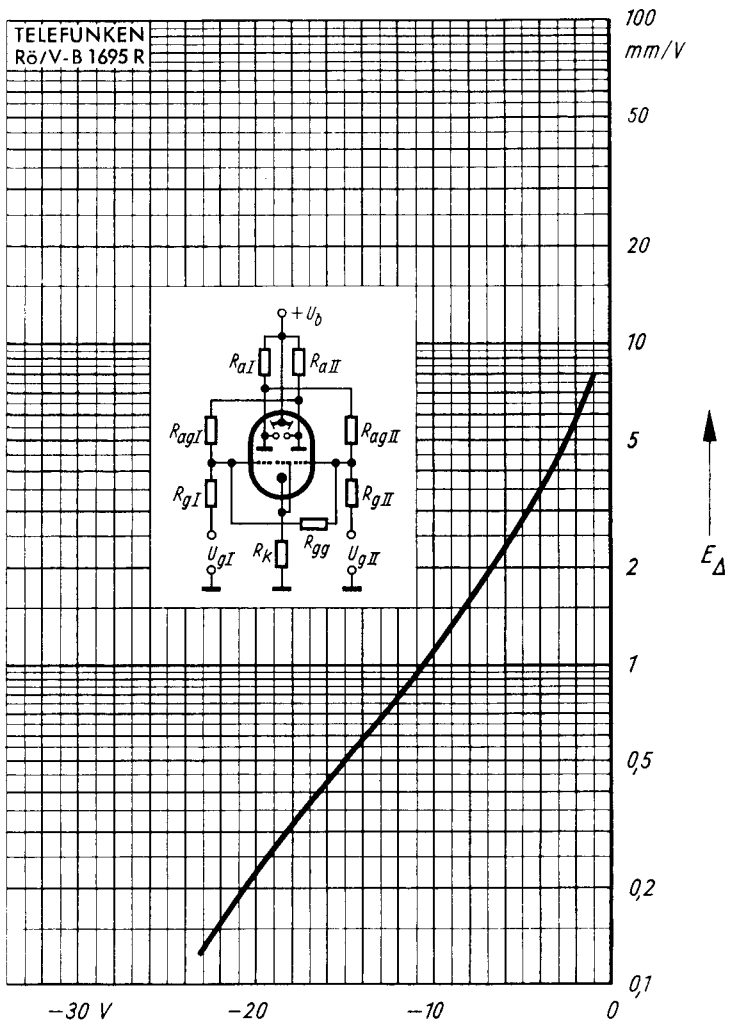


$U_{gI}, U_{gII} \longrightarrow$

- $E_{\Delta} = f(U_{gI}, U_{gII})$
- $U_b = 250 \text{ V}$
- $R_{aI} = R_{aII} = 400 \text{ k}\Omega$
- $R_{gI} = R_{gII} = 500 \text{ k}\Omega$
- $R_{agI} = R_{agII} = 10 \text{ M}\Omega$
- $R_k = 500 \text{ }\Omega$

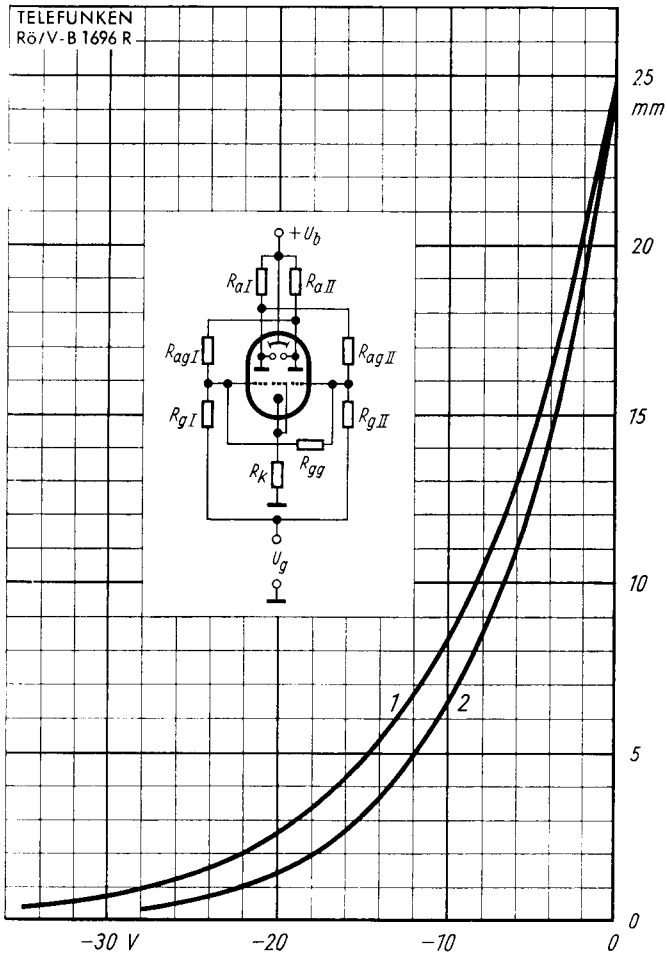
$E_{\Delta} =$ Differenz-Anzeigeempfindlichkeit





- $E = f(U_{gI}, U_{gII})$
- $U_b = 250 \text{ V}$
- $R_{aI} = R_{aII} = 400 \text{ k}\Omega$
- $R_{gI} = R_{gII} = 500 \text{ k}\Omega$
- $R_{agi} = R_{agiI} = 5 \text{ M}\Omega$
- $R_{gg} = 1 \text{ M}\Omega$
- $R_k = 1 \text{ k}\Omega$





- $\alpha = f(U_g)$
 1. $U_b = 250 \text{ V}$
 2. $U_b = 200 \text{ V}$
 $R_{aI} = R_{aII} = 400 \text{ k}\Omega$
 $R_{gI} = R_{gII} = 500 \text{ k}\Omega$
 $R_{agI} = R_{agII} = 5 \text{ M}\Omega$
 $R_{gg} = 1 \text{ M}\Omega$
 $R_k = 1 \text{ k}\Omega$



